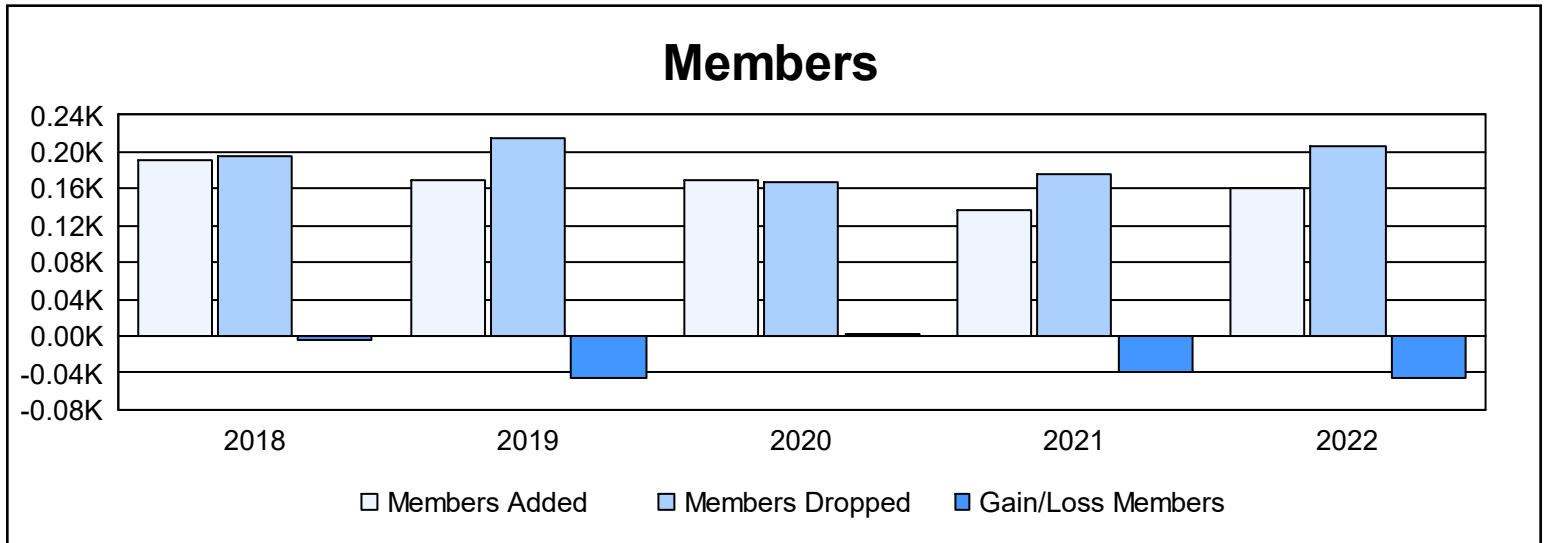
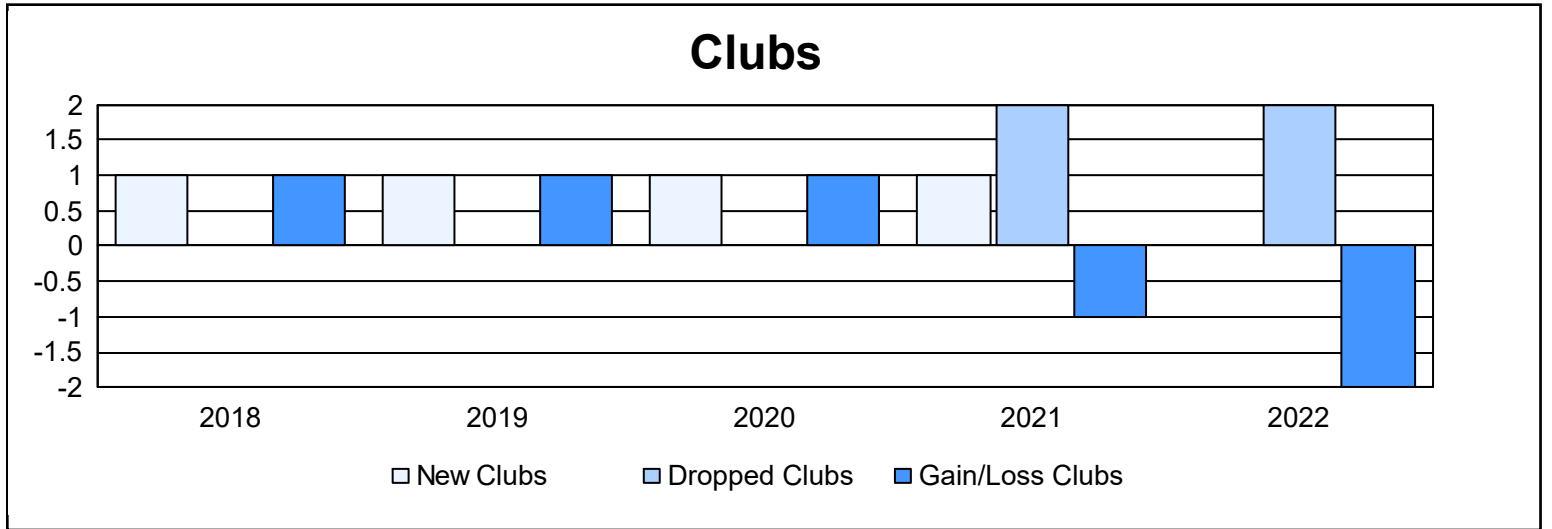
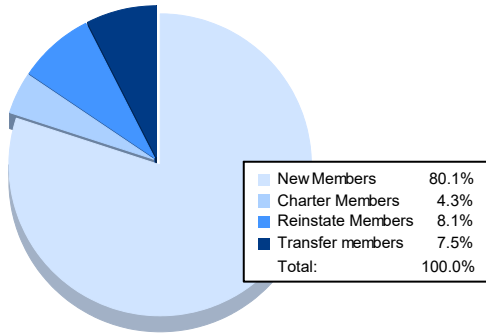


Year	New Clubs	Dropped Clubs	Gain/Loss Clubs	New Members	Charter Members	Reinstate Members	Transfer Members	Total Member Added	Total Members Dropped	Gain/Loss Members
2017-2018	1	0	1	144	32	8	7	191	196	-5
2018-2019	1	0	1	106	46	8	10	170	216	-46
2019-2020	1	0	1	118	31	5	16	170	168	2
2020-2021	1	2	-1	95	23	3	15	136	175	-39
2021-2022	0	2	-2	129	7	13	12	161	206	-45
<b>Average</b>	<b>1</b>	<b>1</b>	<b>0</b>	<b>118</b>	<b>28</b>	<b>7</b>	<b>12</b>	<b>166</b>	<b>192</b>	<b>-27</b>



### Membership Composition June 2022 Cumulative



### Gender Composition June 2022 Cumulative

